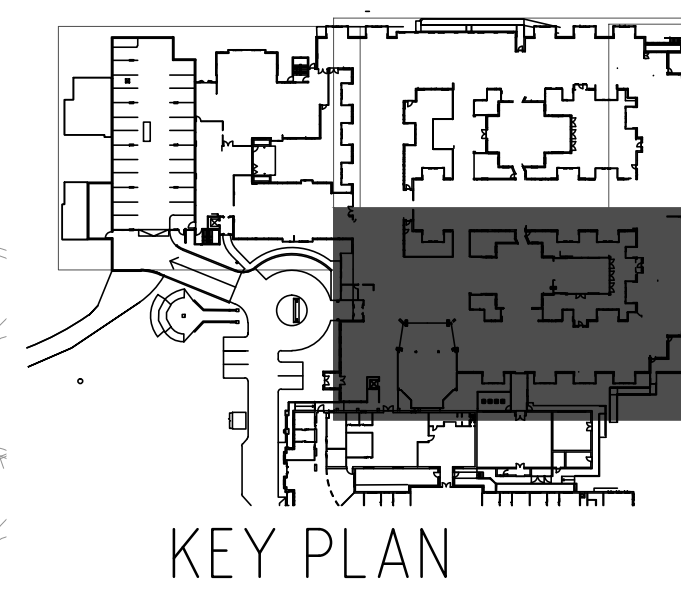
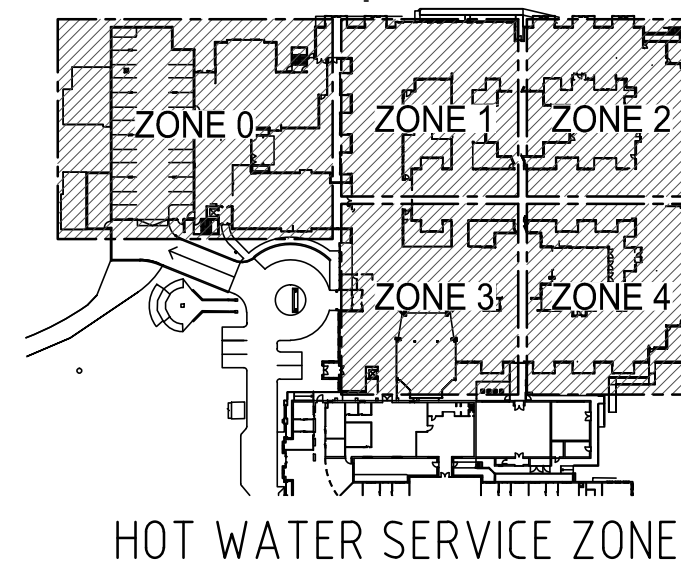
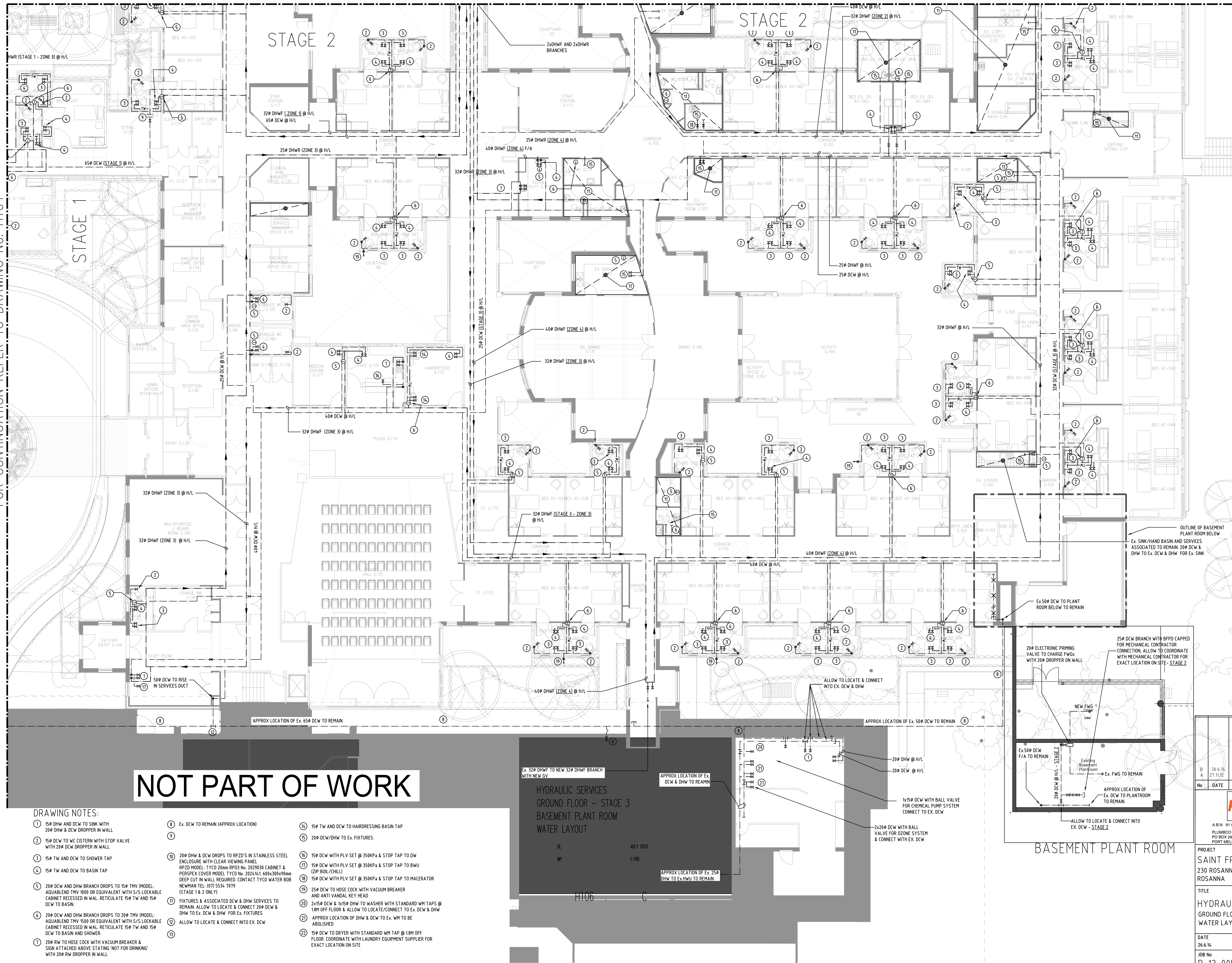


FOR CONTINUATION REFER TO DRAWING No. H104

FOR CONTINUATION REFER TO DRAWING No. H105



NOT PART OF WORK

DRAWING NOTES:

- 150 DHW and DCW TO SINK WITH 200 DHW & DCW DROPPER IN WALL
- 150 DHW TO WC CISTERN WITH STOP VALVE WITH 200 DHW DROPPER IN WALL
- 150 TW and DCW TO SHOWER TAP
- 150 TW and DCW TO BASIN TAP
- 200 DCW and DHW BRANCH DROPS TO 150 TMV (MODEL: AQUABLEND TMV 1000 OR EQUIVALENT WITH S/S LOCKABLE CABINET RECESSED IN WALL. RETICULATE 150 TW AND 150 DCW TO BASIN).
- 200 DCW and DHW BRANCH DROPS TO 200 TMV (MODEL: AQUABLEND TMV 1500 OR EQUIVALENT WITH S/S LOCKABLE CABINET RECESSED IN WALL. RETICULATE 150 TW AND 150 DCW TO BASIN AND SHOWER).
- 200 RW TO HOSE COCK WITH VACUUM BREAKER & SIGN ATTACHED ABOVE STATING 'NOT FOR DRINKING' WITH 200 RW DROPPER IN WALL
- Ex. DCW TO REMAIN (APPROX LOCATION)
- 200 DHW & DCW DROPS TO RPZD'S IN STAINLESS STEEL ENCLOSURE WITH CLEAR VIEWING PANEL RPZD MODEL: TYCO 20mm RPZD No. 2029030 CABINET & PERSPEX COVER MODEL TYCO No. 2024141 600x300x90mm DEEP CUT IN WALL. REQUIRED CONTACT TYCO WATER BOB NEWMAN TEL: (07) 5534 7079 (STAGE 1 & 2 ONLY)
- FIXTURES & ASSOCIATED DCW & DHW SERVICES TO REMAIN. ALLOW TO LOCATE & CONNECT 200 DCW & DHW TO Ex. DCW & DHW FOR Ex. FIXTURES
- ALLOW TO LOCATE & CONNECT INTO EX. DCW
- 150 TW and DCW TO HARDRESSING BASIN TAP
- 200 DCW/DHW TO Ex. FIXTURES.
- 150 DCW WITH PLV SET @ 350KPa & STOP TAP TO DW
- 150 DCW WITH PLV SET @ 350KPa & STOP TAP TO BWU (2P BOIL/CHILL)
- 150 DCW WITH PLV SET @ 350KPa & STOP TAP TO MACERATOR
- 250 DCW TO HOSE COCK WITH VACUUM BREAKER AND ANTI VANDAL KEY HEAD
- 2x150 DCW & 1x150 DHW TO WASHER WITH STANDARD WM TAPS @ 18M OFF FLOOR & ALLOW TO LOCATE/CONNECT TO Ex. DCW & DHW
- APPROX LOCATION OF DHW & DCW TO EX. WM TO BE ABOLISHED
- 150 DCW TO DRYER WITH STANDARD WM TAP @ 18M OFF FLOOR. COORDINATE WITH LAUNDRY EQUIPMENT SUPPLIER FOR EXACT LOCATION ON SITE

HYDRAULIC SERVICES
GROUND FLOOR - STAGE 3
BASEMENT PLANT ROOM
WATER LAYOUT

JULY 2010

1:100

H106

APPROX LOCATION OF EX. DCW & DHW TO REMAIN

APPROX LOCATION OF EX. 250 DHW TO EX. HWU TO REMAIN

BASEMENT PLANT ROOM

No.	DATE	AS BUILT AS INSTALLED	REVISIONS	BY
A	26.6.14			
B	27.11.12			

PLUMBCO PLUMBERS
A.B.N. 91 087 699 226
PLUMBCO PLUMBERS PTY LTD
PO BOX 299
PORT MELBOURNE VIC 3207
LIC 33540
PHONE - 9646 7330
FAX - 9646 1927
admin@plumbcoplumbers.com.au

PROJECT
SAINT FRANCIS OF ASSISI
230 ROSANNA ROAD
ROSANNA

TITLE
HYDRAULIC SERVICES
GROUND FLOOR - STAGE 3 & BASEMENT PLANT ROOM
WATER LAYOUT

DATE	DRAWN DW	CHECKED GS	SCALE B1 = 1:100
26.6.14	H103		
JOB No	DRAWING No	REV.	
P-12-005	H103	A	